



1,000 Books Before Kindergarten

Killingly Public Library

Books 251-500

Book Title:

Author:

Date:

251.	_____	_____	_____
252.	_____	_____	_____
253.	_____	_____	_____
254.	_____	_____	_____
255.	_____	_____	_____
256.	_____	_____	_____
257.	_____	_____	_____
258.	_____	_____	_____
259.	_____	_____	_____
260.	_____	_____	_____
261.	_____	_____	_____
262.	_____	_____	_____
263.	_____	_____	_____
264.	_____	_____	_____
265.	_____	_____	_____
266.	_____	_____	_____
267.	_____	_____	_____

"Children are made readers on the laps of their parents." – Emilie Buchwald

268.	_____	_____	_____
269.	_____	_____	_____
270.	_____	_____	_____

Book Title:

Author:

Date:

271. _____

272. _____

GETTING READY TO READ - **Print Motivation** is a child's interest in and enjoyment of books. Children who enjoy books will be more likely to want to know how to read. When sharing and reading books together is a happy experience, children will think of books in a positive way. They will want to read more.

273. _____

274. _____

275. _____

276. _____

277. _____

278. _____

279. _____

280. _____

281. _____

282. _____

283. _____

284. _____

285. _____

286. _____

287. _____

288. _____

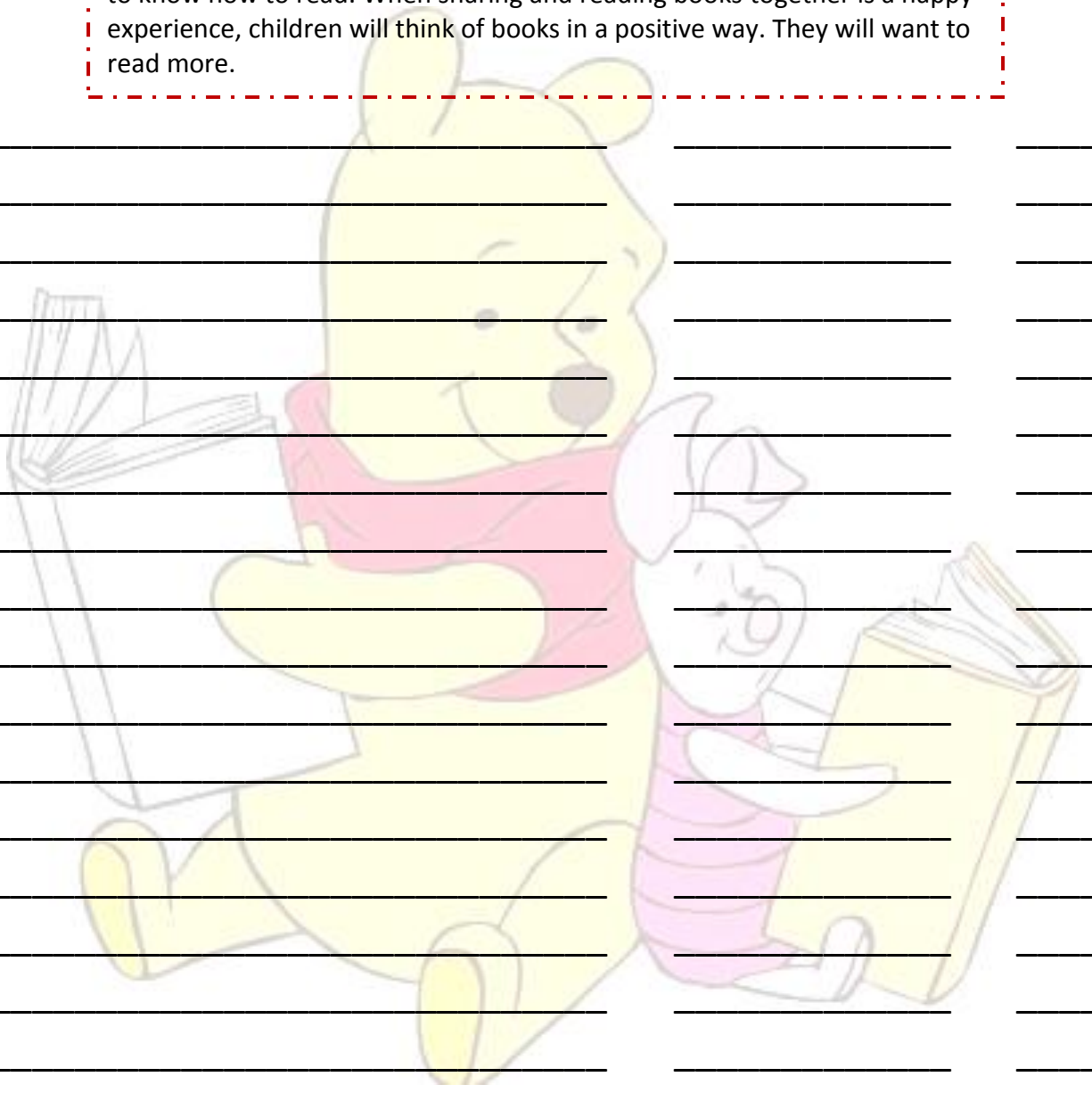
289. _____

290. _____

291. _____

292. _____

293. _____



Book Title:

Author:

Date:

294.	_____	_____	_____
295.	_____	_____	_____
296.	_____	_____	_____
297.	_____	_____	_____
298.	_____	_____	_____
299.	_____	_____	_____
300.	_____	_____	_____
301.	_____	_____	_____
302.	_____	_____	_____
303.	_____	_____	_____
304.	_____	_____	_____
305.	_____	_____	_____
306.	_____	_____	_____
307.	_____	_____	_____
308.	_____	_____	_____
309.	_____	_____	_____
310.	_____	_____	_____
311.	_____	_____	_____
312.	_____	_____	_____
313.	_____	_____	_____
314.	_____	_____	_____

READING ACTIVITY - Try songs and books with animals and the sounds they make such as Old MacDonald Had a Farm. Children like repetition, so you may be singing or reading it over and over again! Songs for this age are often at a slightly slower pace than those for older children.

315.	_____	_____	_____
316.	_____	_____	_____
317.	_____	_____	_____

Book Title:

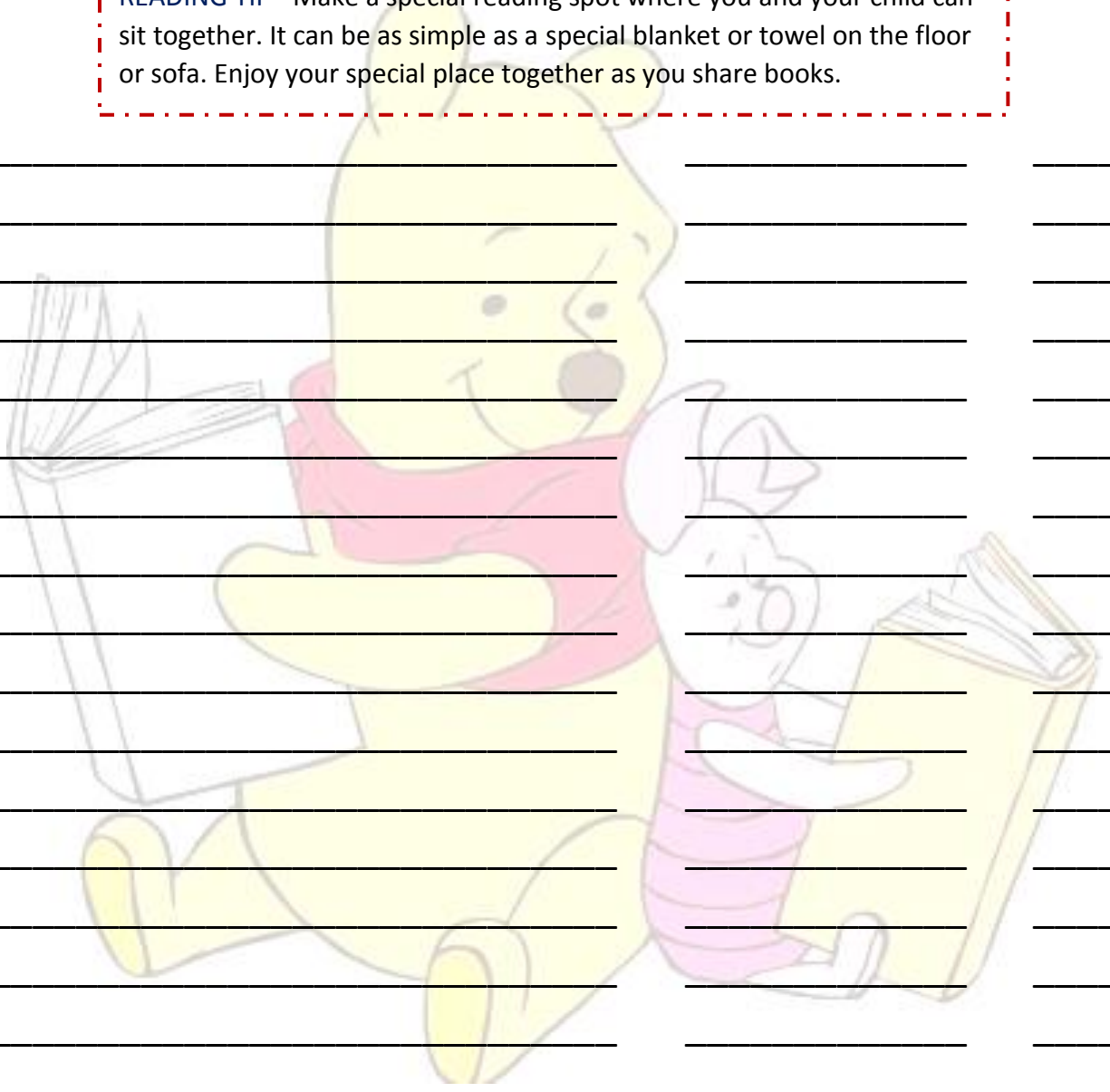
Author:

Date:

318.	_____	_____	_____
319.	_____	_____	_____
320.	_____	_____	_____
321.	_____	_____	_____

READING TIP - Make a special reading spot where you and your child can sit together. It can be as simple as a special blanket or towel on the floor or sofa. Enjoy your special place together as you share books.

322.	_____	_____	_____
323.	_____	_____	_____
324.	_____	_____	_____
325.	_____	_____	_____
326.	_____	_____	_____
327.	_____	_____	_____
328.	_____	_____	_____
329.	_____	_____	_____
330.	_____	_____	_____
331.	_____	_____	_____
332.	_____	_____	_____
333.	_____	_____	_____
334.	_____	_____	_____
335.	_____	_____	_____
336.	_____	_____	_____
337.	_____	_____	_____
338.	_____	_____	_____
339.	_____	_____	_____
340.	_____	_____	_____
341.	_____	_____	_____
342.	_____	_____	_____



Book Title:

Author:

Date:

343. _____

344. _____

345. _____

GETTING READY TO READ - **Letter Knowledge** is knowing that letters are different from each other and have different names and sounds. Researchers find that this skill helps children to understand that words are made up of smaller parts and to know the names of those parts.

346. _____

347. _____

348. _____

349. _____

350. _____

351. _____

352. _____

353. _____

354. _____

355. _____

356. _____

357. _____

358. _____

359. _____

360. _____

361. _____

362. _____

363. _____

364. _____

365. _____

366. _____

367. _____



Book Title:

Author:

Date:

368.	_____	_____	_____
369.	_____	_____	_____
370.	_____	_____	_____
371.	_____	_____	_____
372.	_____	_____	_____
373.	_____	_____	_____
374.	_____	_____	_____
375.	_____	_____	_____
376.	_____	_____	_____
377.	_____	_____	_____
378.	_____	_____	_____
379.	_____	_____	_____
380.	_____	_____	_____
381.	_____	_____	_____
382.	_____	_____	_____
383.	_____	_____	_____
384.	_____	_____	_____
385.	_____	_____	_____
386.	_____	_____	_____
387.	_____	_____	_____
388.	_____	_____	_____
389.	_____	_____	_____



READING TIP –Think about something that interests your child. Trucks? Ask a librarian to help you find a book that your child will enjoy. Share it together, naming and talking about the different trucks in the pictures.

390.	_____	_____	_____
391.	_____	_____	_____
392.	_____	_____	_____

Book Title:

Author:

Date:

393. _____

394. _____

395. _____

READING TIP –To build letter knowledge, talk about things around you. Talk about what is alike and what is different, help children recognize shapes, and point out letters around you.

396. _____

397. _____

398. _____

399. _____

400. _____

401. _____

402. _____

403. _____

404. _____

405. _____

406. _____

407. _____

408. _____

409. _____

410. _____

411. _____

412. _____


413. _____

414. _____

415. _____

416. _____

417. _____



Book Title:

Author:

Date:

418. _____

419. _____

420. _____

421. _____

422. _____

423. _____

424. _____

425. _____

426. _____

427. _____

428. _____

429. _____

430. _____

431. _____

432. _____

433. _____

434. _____

435. _____

436. _____

437. _____

READING TIP – “Provide experiences that allow you to introduce new words to your child. For example, at the zoo or on a farm you can introduce animal names and sounds; on a nature walk, introduce plant and insect names.” – *The Very Ready Reading Program*

438. _____

439. _____

440. _____

441. _____

Book Title:

Author:

Date:

442. _____

443. _____

444. _____

READING ACTIVITY –Play letter matching games. For younger children use only a few letters. As your child learns more letters, you can make the game more difficult by adding upper and lowercase

445. _____

446. _____

447. _____

448. _____

449. _____

450. _____

451. _____

452. _____

453. _____

454. _____

455. _____

456. _____

457. _____

458. _____

459. _____

460. _____

461. _____

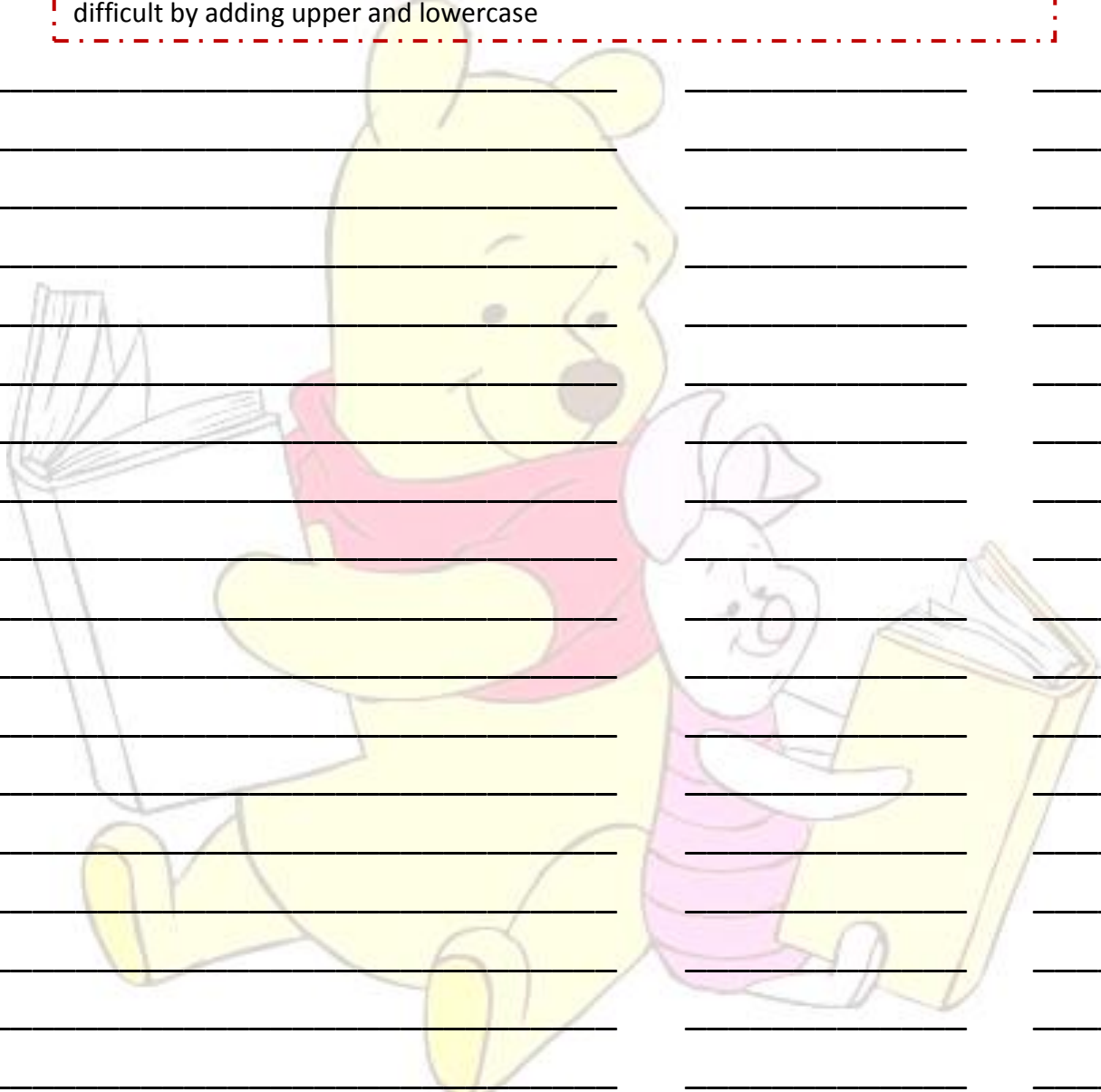
462. _____

463. _____

464. _____

465. _____

466. _____



Book Title:

Author:

Date:

467. _____

468. _____

469. _____

READING TIP – Children love to have their backs rubbed. They also learn by using multiple senses. Try making a shape or letter on your child’s back and having him guess what it is. Don’t forget to add in some tickles just for fun!

470. _____

471. _____

472. _____

473. _____

474. _____

475. _____

476. _____

477. _____

478. _____

479. _____

480. _____

481. _____

482. _____

483. _____

484. _____

485. _____


READING TIP – To build vocabulary: talk with your child, repeat words over and over again, and explain words your child does not know.

486. _____

487. _____

488. _____

489. _____



Book Title:

Author:

Date:

490. _____

491. _____

492. _____

“The more that you read, the more things you will know. The more that you learn, the more places you'll go.” – Dr. Seuss’ *I Can Read With My Eyes Shut!*

493. _____

494. _____

495. _____

496. _____

497. _____

498. _____

499. _____

500. _____

Great job! Don't forget to come see us for your first prize and your next reading log!

Do you have a new favorite?

.....

Check out these books about Winnie the Pooh!

The Complete Tales of Winnie the Pooh (Collection) by A.A. Milne

Winnie the Pooh and the Honey Tree by Mary Packard

Winnie the Pooh and Tigger Too! by the Walt Disney Company

Friendship Day by Nancy Parent

Oh, Bother! Someone's Afraid of the Dark by Betty G. Birney

The Winnie the Pooh First Reader Series by Isabel Gaines

Book Title:

Author:

Date:

