



# 1,000 Books Before Kindergarten

Killingly Public Library

Books 1-250

**Book Title:**

**Author:**

**Date:**

1.	_____	_____	_____
2.	_____	_____	_____
3.	_____	_____	_____
4.	_____	_____	_____
5.	_____	_____	_____
6.	_____	_____	_____
7.	_____	_____	_____
8.	_____	_____	_____
9.	_____	_____	_____
10.	_____	_____	_____
11.	_____	_____	_____
12.	_____	_____	_____
13.	_____	_____	_____
14.	_____	_____	_____

**READING ACTIVITY FOR BABIES** – It is natural for babies to chew on books. Putting things in their mouths is one way to explore. Choose books for babies that are made of cardboard, cloth, or plastic. As you gently pull the book from the baby's mouth, show the pictures.

15.	_____	_____	_____
16.	_____	_____	_____
17.	_____	_____	_____
18.	_____	_____	_____

**Book Title:**

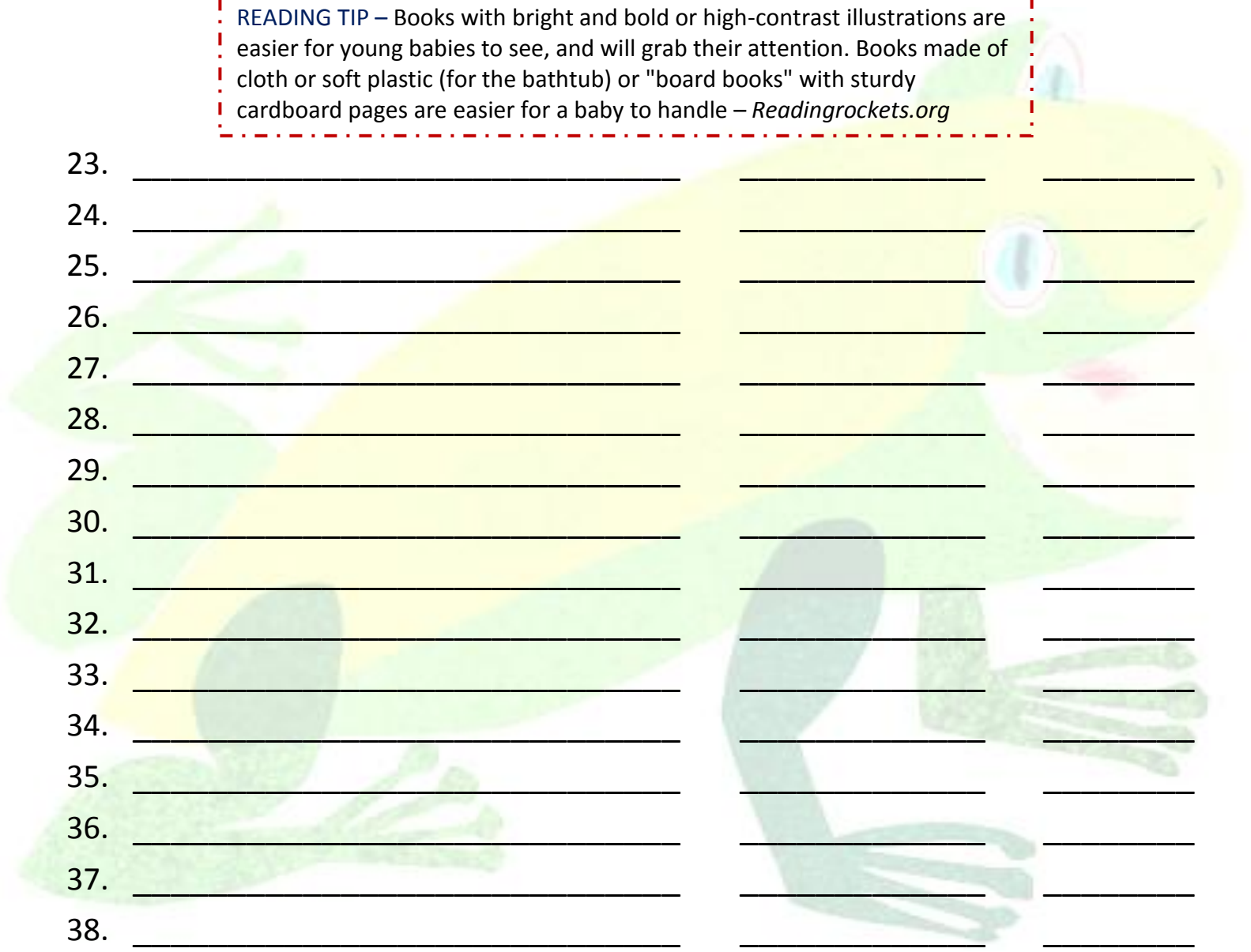
**Author:**

**Date:**

19.	_____	_____	_____
20.	_____	_____	_____
21.	_____	_____	_____
22.	_____	_____	_____

**READING TIP** – Books with bright and bold or high-contrast illustrations are easier for young babies to see, and will grab their attention. Books made of cloth or soft plastic (for the bathtub) or "board books" with sturdy cardboard pages are easier for a baby to handle – [Readingrockets.org](http://Readingrockets.org)

23.	_____	_____	_____
24.	_____	_____	_____
25.	_____	_____	_____
26.	_____	_____	_____
27.	_____	_____	_____
28.	_____	_____	_____
29.	_____	_____	_____
30.	_____	_____	_____
31.	_____	_____	_____
32.	_____	_____	_____
33.	_____	_____	_____
34.	_____	_____	_____
35.	_____	_____	_____
36.	_____	_____	_____
37.	_____	_____	_____
38.	_____	_____	_____
39.	_____	_____	_____
40.	_____	_____	_____
41.	_____	_____	_____
42.	_____	_____	_____



**Book Title:**

**Author:**

**Date:**

43.	_____	_____	_____
44.	_____	_____	_____
45.	_____	_____	_____
46.	_____	_____	_____
47.	_____	_____	_____
48.	_____	_____	_____
49.	_____	_____	_____
50.	_____	_____	_____
51.	_____	_____	_____
52.	_____	_____	_____
53.	_____	_____	_____
54.	_____	_____	_____
55.	_____	_____	_____
56.	_____	_____	_____
57.	_____	_____	_____
58.	_____	_____	_____
59.	_____	_____	_____
60.	_____	_____	_____
61.	_____	_____	_____
62.	_____	_____	_____
63.	_____	_____	_____
64.	_____	_____	_____

**READING TIP** – Talk with your baby all day long. Describe the weather or which apples you are choosing at the grocery store. Talk about the pictures in a book or things you see on a walk. Ask questions. By listening, your child learns words, ideas, and how language works. —*Readingrockets.org*

65.	_____	_____	_____
66.	_____	_____	_____
67.	_____	_____	_____

**Book Title:**

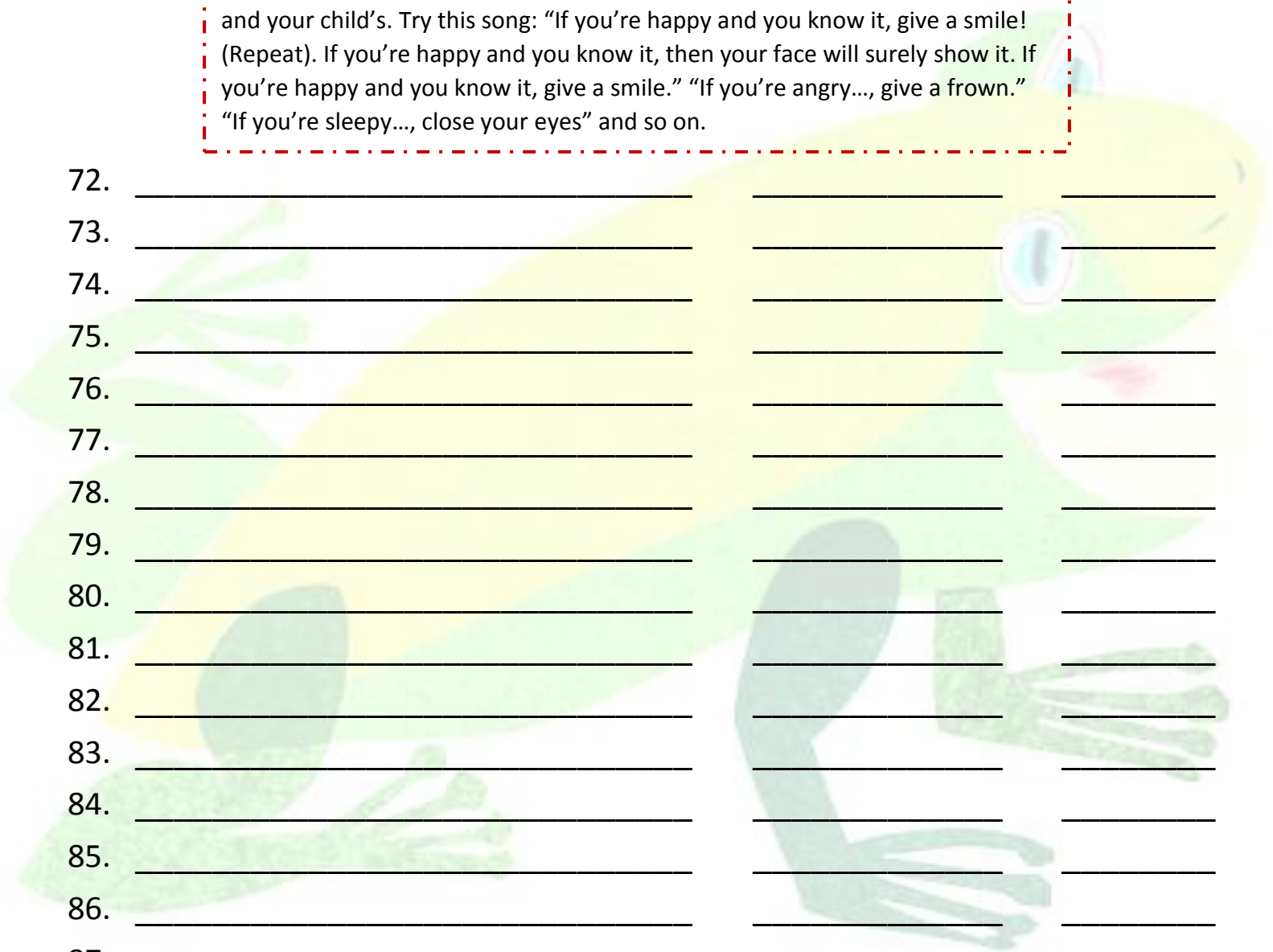
**Author:**

**Date:**

68.	_____	_____	_____
69.	_____	_____	_____
70.	_____	_____	_____
71.	_____	_____	_____

**READING ACTIVITY FOR TODDLERS** – Use words to describe feelings, both yours and your child’s. Try this song: “If you’re happy and you know it, give a smile! (Repeat). If you’re happy and you know it, then your face will surely show it. If you’re happy and you know it, give a smile.” “If you’re angry..., give a frown.” “If you’re sleepy..., close your eyes” and so on.

72.	_____	_____	_____
73.	_____	_____	_____
74.	_____	_____	_____
75.	_____	_____	_____
76.	_____	_____	_____
77.	_____	_____	_____
78.	_____	_____	_____
79.	_____	_____	_____
80.	_____	_____	_____
81.	_____	_____	_____
82.	_____	_____	_____
83.	_____	_____	_____
84.	_____	_____	_____
85.	_____	_____	_____
86.	_____	_____	_____
87.	_____	_____	_____
88.	_____	_____	_____
89.	_____	_____	_____
90.	_____	_____	_____
91.	_____	_____	_____



**Book Title:**


**Author:**

**Date:**

- 92. \_\_\_\_\_
- 93. \_\_\_\_\_
- 94. \_\_\_\_\_
- 95. \_\_\_\_\_

**READING TIP** –You can help your child learn the alphabet by playing with different shapes, reading alphabet books, and talking about the letters in your child’s first name.

- 96. \_\_\_\_\_
- 97. \_\_\_\_\_
- 98. \_\_\_\_\_
- 99. \_\_\_\_\_
- 100. \_\_\_\_\_
- 101. \_\_\_\_\_
- 102. \_\_\_\_\_
- 103. \_\_\_\_\_
- 104. \_\_\_\_\_
- 105. \_\_\_\_\_
- 106. \_\_\_\_\_
- 107. \_\_\_\_\_
- 108. \_\_\_\_\_
- 109. \_\_\_\_\_
- 110. \_\_\_\_\_
- 111. \_\_\_\_\_
- 112. \_\_\_\_\_
- 113. \_\_\_\_\_
- 114. \_\_\_\_\_
- 115. \_\_\_\_\_
- 116. \_\_\_\_\_
- 117. \_\_\_\_\_



**Book Title:**

**Author:**

**Date:**

118.	_____	_____	_____
119.	_____	_____	_____
120.	_____	_____	_____
121.	_____	_____	_____
122.	_____	_____	_____
123.	_____	_____	_____
124.	_____	_____	_____
125.	_____	_____	_____
126.	_____	_____	_____
127.	_____	_____	_____
128.	_____	_____	_____
129.	_____	_____	_____
130.	_____	_____	_____
131.	_____	_____	_____
132.	_____	_____	_____
133.	_____	_____	_____
134.	_____	_____	_____
135.	_____	_____	_____
136.	_____	_____	_____
137.	_____	_____	_____
138.	_____	_____	_____

**GETTING READY TO READ** -Let your child see you reading. Show some pictures, too. When you read a newspaper or magazine, read parts to your child. Smile as you read aloud.

139.	_____	_____	_____
140.	_____	_____	_____
141.	_____	_____	_____
142.	_____	_____	_____

**Book Title:**

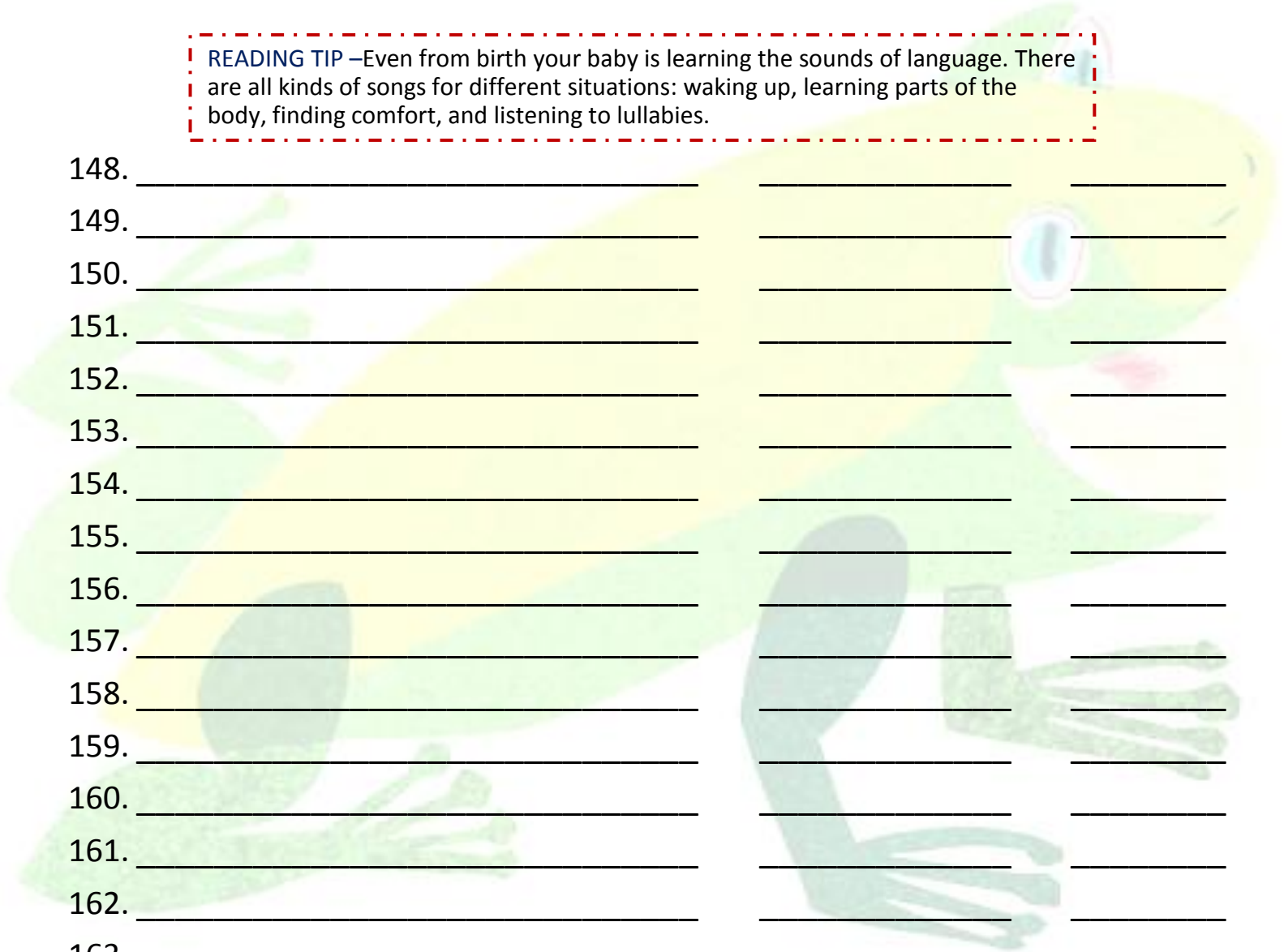
**Author:**

**Date:**

- 143. \_\_\_\_\_
- 144. \_\_\_\_\_
- 145. \_\_\_\_\_
- 146. \_\_\_\_\_
- 147. \_\_\_\_\_

**READING TIP** –Even from birth your baby is learning the sounds of language. There are all kinds of songs for different situations: waking up, learning parts of the body, finding comfort, and listening to lullabies.

- 148. \_\_\_\_\_
- 149. \_\_\_\_\_
- 150. \_\_\_\_\_
- 151. \_\_\_\_\_
- 152. \_\_\_\_\_
- 153. \_\_\_\_\_
- 154. \_\_\_\_\_
- 155. \_\_\_\_\_
- 156. \_\_\_\_\_
- 157. \_\_\_\_\_
- 158. \_\_\_\_\_
- 159. \_\_\_\_\_
- 160. \_\_\_\_\_
- 161. \_\_\_\_\_
- 162. \_\_\_\_\_
- 163. \_\_\_\_\_
- 164. \_\_\_\_\_
- 165. \_\_\_\_\_
- 166. \_\_\_\_\_
- 167. \_\_\_\_\_



**Book Title:**

**Author:**

**Date:**

168.	_____	_____	_____
169.	_____	_____	_____
170.	_____	_____	_____
171.	_____	_____	_____
172.	_____	_____	_____
173.	_____	_____	_____
174.	_____	_____	_____
175.	_____	_____	_____
176.	_____	_____	_____
177.	_____	_____	_____
178.	_____	_____	_____
179.	_____	_____	_____
180.	_____	_____	_____
181.	_____	_____	_____
182.	_____	_____	_____
183.	_____	_____	_____
184.	_____	_____	_____
185.	_____	_____	_____
186.	_____	_____	_____
187.	_____	_____	_____

**READING ACTIVITY FOR BABIES** – Play Pat-a-Cake with your baby. Use his name instead of the word baby like this: “Pat-a-cake, pat-a-cake, baker’s man, bake me a cake as faaaaaast as you can. Roll it and prick it and mark it with a ‘J’, and put it in the oven for Jordan and me!”

188.	_____	_____	_____
189.	_____	_____	_____
190.	_____	_____	_____
191.	_____	_____	_____



**Book Title:**

**Author:**

**Date:**

192. \_\_\_\_\_

\_\_\_\_\_

\_\_\_\_\_

193. \_\_\_\_\_

\_\_\_\_\_

\_\_\_\_\_

194. \_\_\_\_\_

\_\_\_\_\_

\_\_\_\_\_

195. \_\_\_\_\_

\_\_\_\_\_

\_\_\_\_\_

196. \_\_\_\_\_

\_\_\_\_\_

\_\_\_\_\_

**READING TIP** – Songs are another way to tell a story. Songs give rhythm to language. Ask a librarian for a story that is also a song and have fun singing together.

197. \_\_\_\_\_

\_\_\_\_\_

\_\_\_\_\_

198. \_\_\_\_\_

\_\_\_\_\_

\_\_\_\_\_

199. \_\_\_\_\_

\_\_\_\_\_

\_\_\_\_\_

200. \_\_\_\_\_

\_\_\_\_\_

\_\_\_\_\_

201. \_\_\_\_\_

\_\_\_\_\_

\_\_\_\_\_

202. \_\_\_\_\_

\_\_\_\_\_

\_\_\_\_\_

203. \_\_\_\_\_

\_\_\_\_\_

\_\_\_\_\_

204. \_\_\_\_\_

\_\_\_\_\_

\_\_\_\_\_

205. \_\_\_\_\_

\_\_\_\_\_

\_\_\_\_\_

206. \_\_\_\_\_

\_\_\_\_\_

\_\_\_\_\_

207. \_\_\_\_\_

\_\_\_\_\_

\_\_\_\_\_

208. \_\_\_\_\_

\_\_\_\_\_

\_\_\_\_\_

209. \_\_\_\_\_

\_\_\_\_\_

\_\_\_\_\_

210. \_\_\_\_\_

\_\_\_\_\_

\_\_\_\_\_

211. \_\_\_\_\_

\_\_\_\_\_

\_\_\_\_\_

212. \_\_\_\_\_

\_\_\_\_\_

\_\_\_\_\_

213. \_\_\_\_\_

\_\_\_\_\_

\_\_\_\_\_

214. \_\_\_\_\_

\_\_\_\_\_

\_\_\_\_\_

215. \_\_\_\_\_


\_\_\_\_\_

\_\_\_\_\_

216. \_\_\_\_\_

\_\_\_\_\_

\_\_\_\_\_



**Book Title:**

**Author:**

**Date:**

217.	_____	_____	_____
218.	_____	_____	_____
219.	_____	_____	_____
220.	_____	_____	_____
221.	_____	_____	_____
222.	_____	_____	_____
223.	_____	_____	_____
224.	_____	_____	_____
225.	_____	_____	_____
226.	_____	_____	_____
227.	_____	_____	_____
228.	_____	_____	_____
229.	_____	_____	_____
230.	_____	_____	_____
231.	_____	_____	_____
232.	_____	_____	_____
233.	_____	_____	_____
234.	_____	_____	_____
235.	_____	_____	_____
236.	_____	_____	_____
237.	_____	_____	_____

**READING ACTIVITY FOR TODDLERS** - Choose an alphabet book and read it with your child. No need to quiz your child on the letters; just have fun reading the book and talking about the letters.

238.	_____	_____	_____
239.	_____	_____	_____
240.	_____	_____	_____
241.	_____	_____	_____

**Book Title:**

**Author:**

**Date:**

242.	_____	_____	_____
243.	_____	_____	_____
244.	_____	_____	_____
245.	_____	_____	_____
246.	_____	_____	_____
247.	_____	_____	_____
248.	_____	_____	_____
249.	_____	_____	_____
250.	_____	_____	_____

Great job! Don't forget to come see us for your first prize and your next reading log!

**My favorite book so far is:**

.....

**Check out these books by Eric Carle!**

*The Very Hungry Caterpillar*

*The Very Busy Spider*

*The Grouchy Ladybug*

*The Very Quiet Cricket*

*From Head to Toe*

*The Mixed Up Chameleon*

*A House for Hermit Crab*

*The Tiny Seed*

*The Very Lonely Firefly*

*Papa, Please Get the Moon for Me*

*10 Little Rubber Ducks*

*Animals, Animals*

*Does Kangaroo Have a Mother, Too?*

*Little Cloud*

*Mister Seahorse*

**And Many More!...**